


Following Directions to Create a Picture Using the Compass Rose

A Map Activity for 2nd Grade Using a Drawing Program

1. Open a blank drawing document, and draw a compass



rose in the center of the page.

2.  Use the circle tool to draw a pond **south** of the



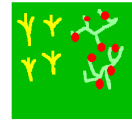
compass rose.

3.   Use the rectangle and pencil tool to draw a




barn **east** of the pond.

4.   Use the rectangle tool and pencil tool to




draw a garden **west** of the pond.

5.  Use the circle tool to draw a sun **north** of the




garden.

6.  Use the pencil tool to draw two clouds **east** of



the sun and **north** of the barn.

7.  Use the text tool to add your name **north** of the pond.

Mrs. Ashley

8.  Raise your hand when you are ready to save.